



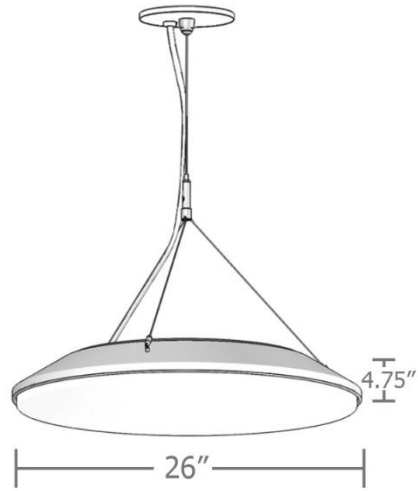
flt.maxx™ 5-slider

your lighting rep has
recommended the **flt.maxx™**
pendant for your project
Let's take a quick look:

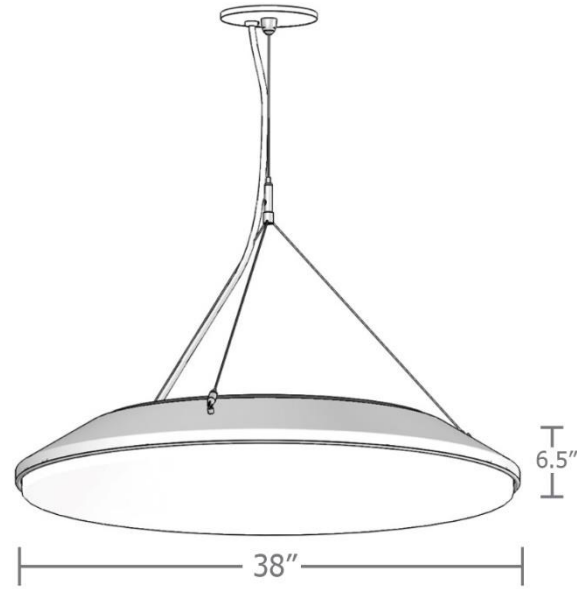


sizes and lumens

P7826



P7838



- P7826 (26") / 2600 – 9700 lm
- P7838 (36") / 5150 – 19400 lm

construction

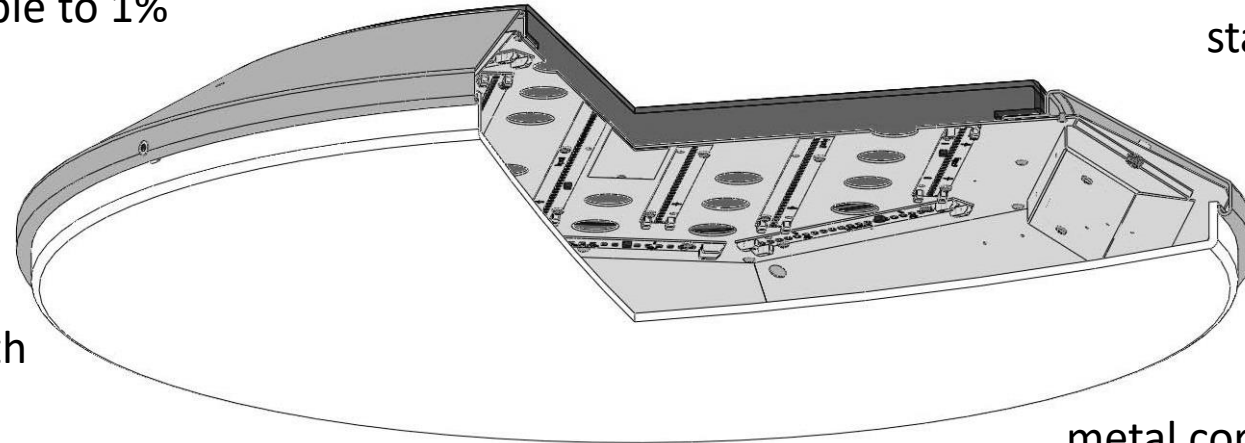
integral programmable drivers constant current, field maintainable, universal input (120-277), 0-10v controllable to 1% dimming.

precision CNC spun .063" aluminum housing w/ rolled bottom edge for added strength

.050" aluminum array optics platform painted in high reflectance (>92%) matte white powder coat

subtle glow from .125" thick vibrant colored gloss acrylic top lens in one of four colors: blue, amber, red, or white

option for "no top lens" w/ 10% up light, includes clear hole plugs for debris-free lens




5" dia. spun steel mounting canopy w/ field adjustable stainless steel cables allowing for exact desired mounting height, sloped ceiling adapter standard

15 standard powder coat painted finishes + custom RAL colors

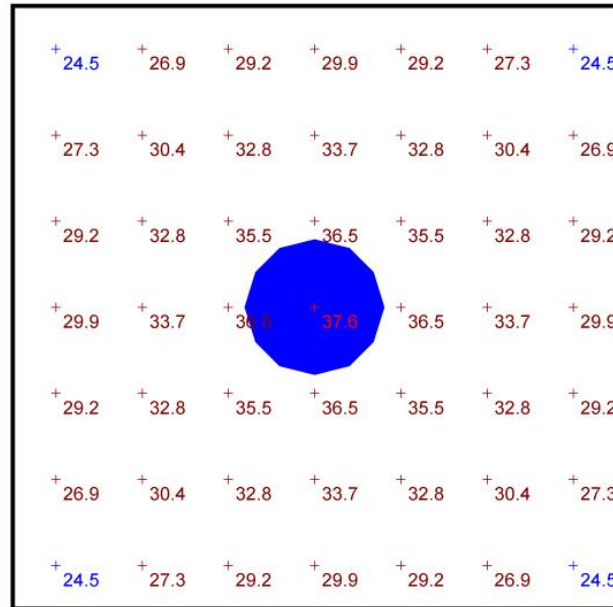
metal core LED boards mechanically held in place for simple field maintenance
90 cri 3000K, 3500K, 4000K

diffuser of high transmittance non-glare, low matte acrylic, secured by allen key set screws recessed into trim ring

performance

Schedule						
Symbol	QTY	Manufacturer	Catalog Number	Description	Lamp	Wattage
	1	Impact Architectural Lighting	P5538 40 HI 10UP	38" dia. pendant waf.r luminaire w/ 10% uplight feature	4000k 90cri LED	192

Statistics						
Description	Symbol	Avg	Max	Min	Max/Min	Avg/Min
ft.maxx	+	30.9 fc	37.6 fc	24.5 fc	1.5:1	1.3:1



Plan View
Scale - 1" = 4ft

- 14' x 14' x 20'H space
- 80/50/20 reflectances
- bottom of fixture at 16' aff
- FC readings at 2.5' aff
- layout conducted using P7838 CL output **90 cri** (16600 delivered lumens)





www.impactltg.com

- spec sheet and color chart
- photometric files and BIM models
- built to order in Saint Louis, MO, USA
- 4-week lead time

flt.maxx™ 5-slider

